

Rapid Antigen Test

Using a Nasal Swab test



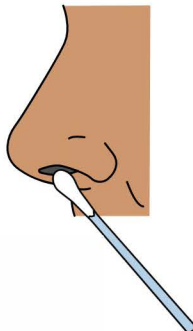
blow nose

1



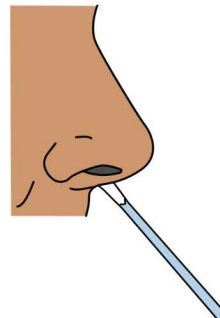
clean hands

2



swab one nostril

3




swab other

4



wait for result

5



make a plan

6

Note: Always follow manufacturers instructions. Visual schedule is for support purposes only.

Rapid Antigen Test

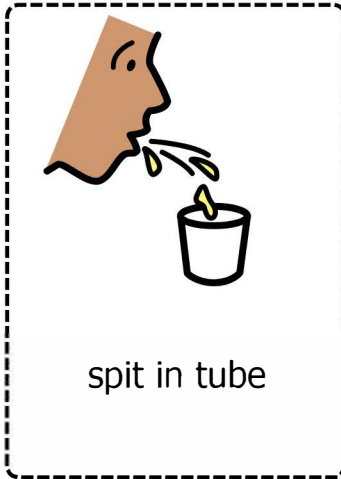
Using an oral fluid test



1




2



3



4



5

Rapid Antigen Test

Using a Saliva test




clean hands

1




5 big coughs

2



put swab in
mouth

3




hold swab in
mouth

4



wait for result

5



make a plan

6

Note: Always follow manufacturers instructions. Sequence is for support purposes only.