

# Autism Spectrum Australia (Aspect)

## **CHATSWOOD OFFICE**

**The Zenith Building  
Level 5, Tower B,  
821 Pacific Highway  
(access via McIntosh St)**




**autism  
spectrum**  
AUSTRALIA



# Table of contents

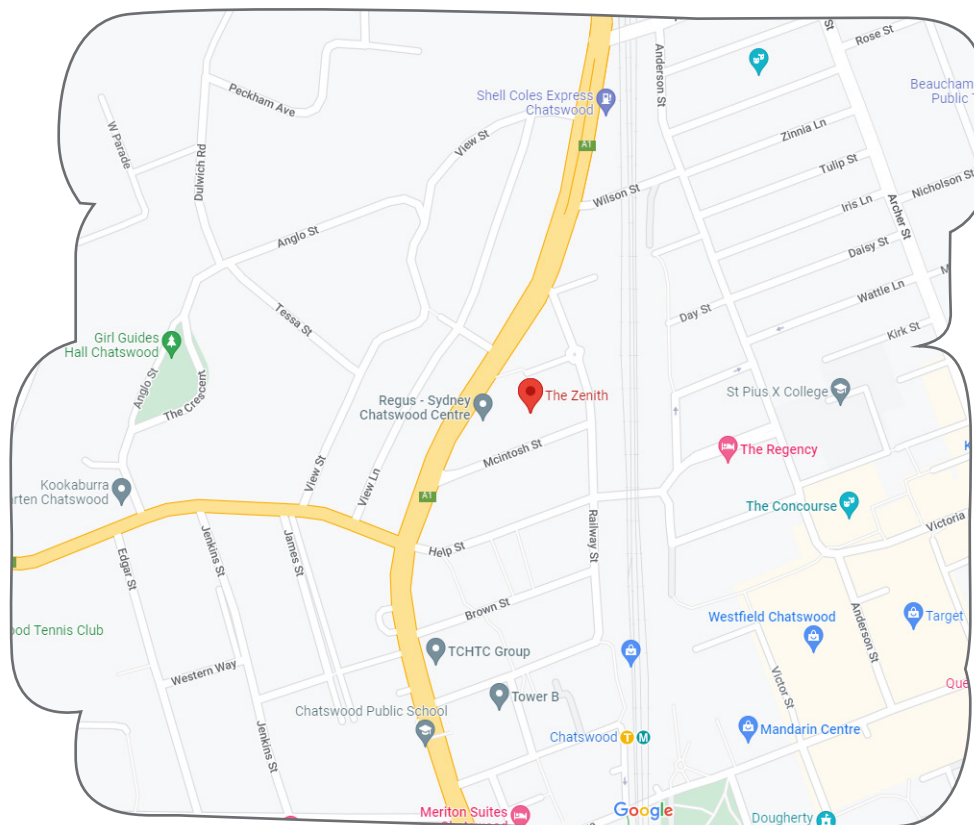

Our location.....	3
How to get there.....	4
Reception.....	5





## Our location

Our Chatswood Office is located in the Zenith Building, Tower B, 821 Pacific Highway. The entrance to our building is via Railway Street - on the corner of MacIntosh and Railway Streets. Please take the lifts to the 5th floor.



# How to get there

The Zenith is positioned in Chatswood and is a major transport hub for rail and buses. Chatswood's railway line links Sydney's northern suburbs to the CBD. Travel time from Chatswood to the city by rail is only 19 minutes. Information about bus and train timetables and Covid safe information is available [here](#).

## Travel times

### By train from:

- Sydney CBD - 19 mins
- Macquarie - 19 mins
- Parramatta - 1h03 mins
- Sydney Airport - 46 mins

### By Car from:

- Sydney CBD - 19 mins
- Macquarie - 19 mins
- Parramatta - 45 mins
- Sydney Airport - 35 mins

### Parking on site

Secure parking is available on-site and can be booked through the Secure Parking website - [Zenith Centre Car Park - Secure Parking](#). The carpark opens at 6am and closes at 7pm. These rates are subject to change. Simply locate the blue Secure Zenith Car Park sign, located on McIntosh St., directly below Pacific Highway. You can park in casual parking on either level B3 or B5. Please note to park in a space that is not reserved, i.e. does not have signage.





# Reception

## Access to building

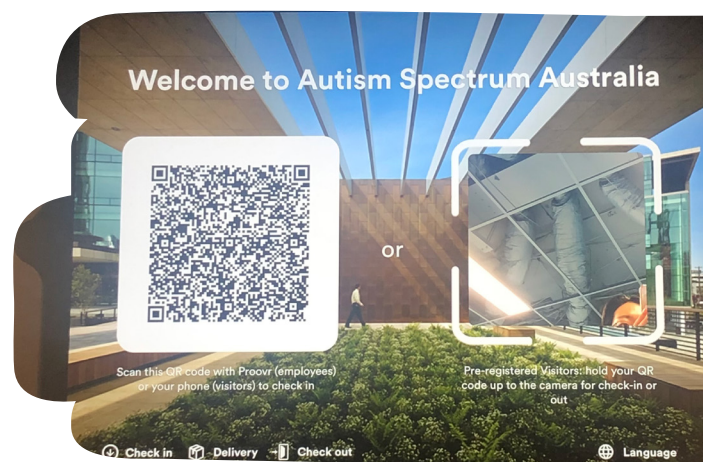
Our building and offices are wheelchair accessible and there is an accessible bathroom with a baby change table right outside our reception area.

## How to register attendance

Every visitor must check-in to the Aspect Office. You will be asked to register your name, the time you arrive and the name of the Aspect staff you are visiting. At the end of the day, you will also be required to register the time you checked out.



Aspect Reception



Check-in machine

**For more information contact**  
[customerservice@autismspectrum.org.au](mailto:customerservice@autismspectrum.org.au)  
1800 277 328